



# RELEASE NOTES

# **gloCOM 6.7.1**

---

**bicom**  
SYSTEMS

[wiki.bicomsystems.com](http://wiki.bicomsystems.com)

# Table of Contents

**FEATURES..... 1**

**MEETING MODULE ..... 1**

    Added Virtual backgrounds for the desktop app .....1

    Use avatars for video participants’ backgrounds when the video is disabled ..... 3

    Implemented noise suppression using the RNNoise library on the Desktop ..... 5

**Bug Fixes & Improvements: .....6**

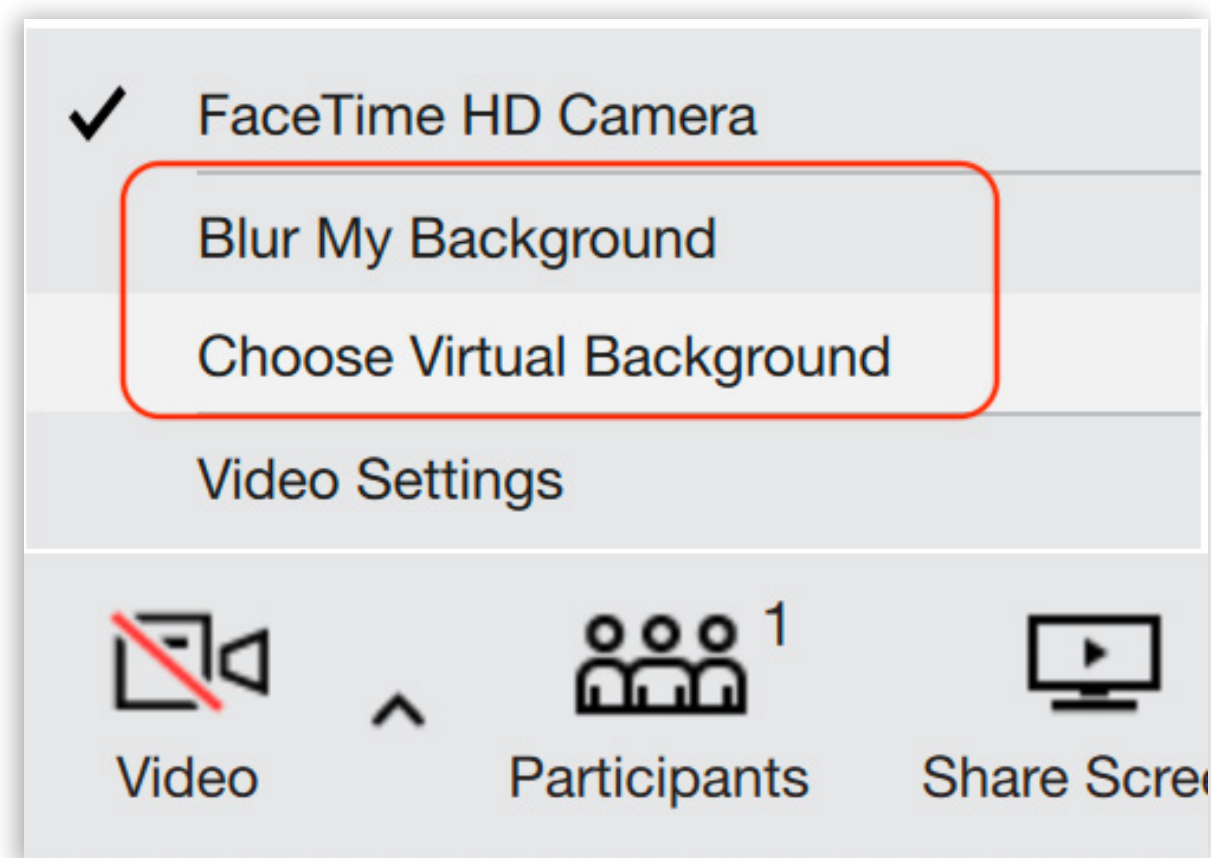
# FEATURES

## MEETING MODULE

### Added Virtual backgrounds for the desktop app

The Virtual background feature provides the user the option to replace the camera background with another one. Users can set virtual backgrounds in Video settings after joining a meeting. The following two options are included:

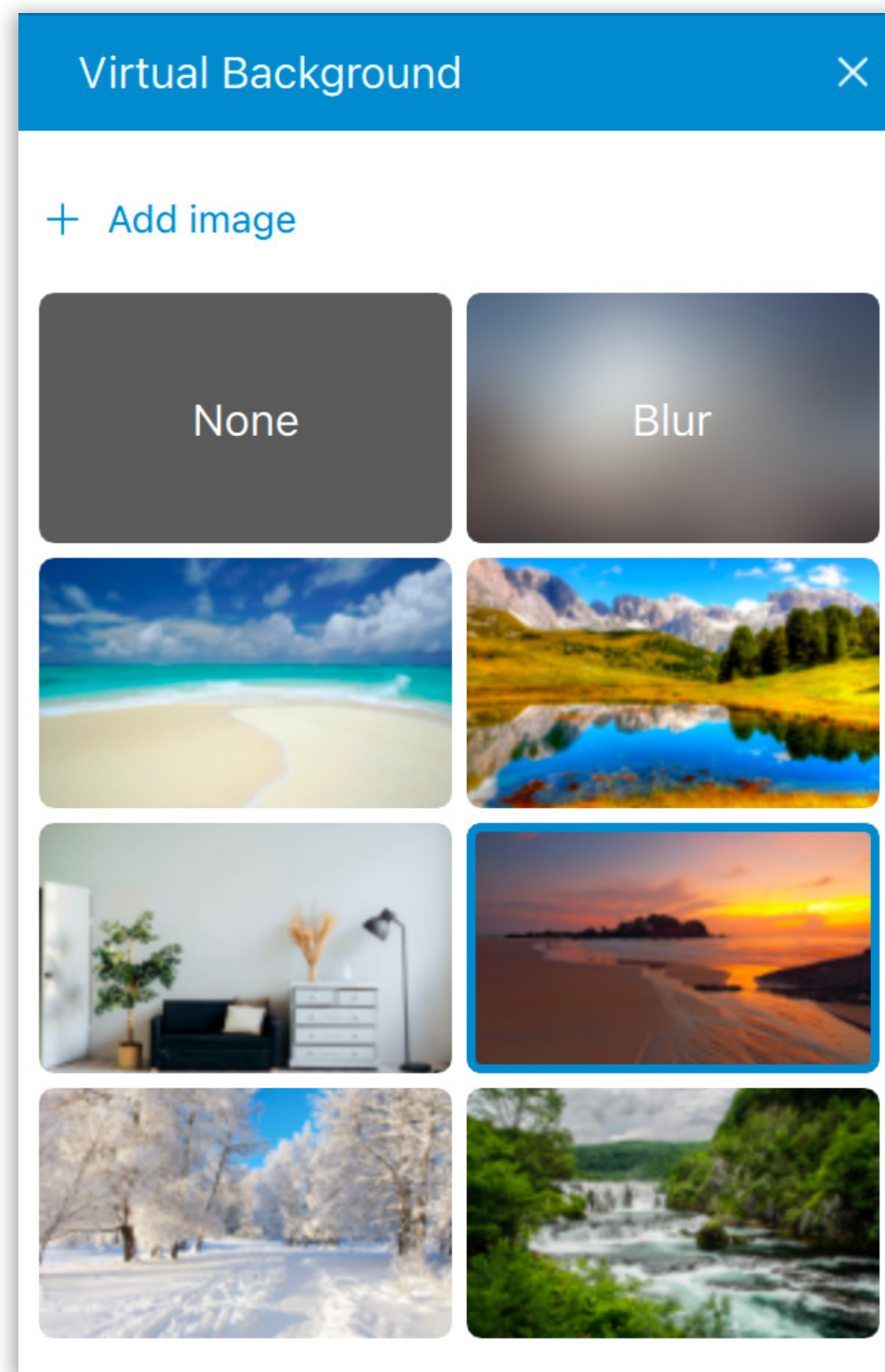
- 1.Blur My Background
2. Choose Virtual Background



**Blur My Background** will blur the user's background when the camera is ON.

**Choose Virtual Background** - this will open a new screen with images that can be used as virtual backgrounds.





With **Add image** option, the user can add images from a local computer to his virtual background image list in the gloCOM Meeting's interface for virtual backgrounds.

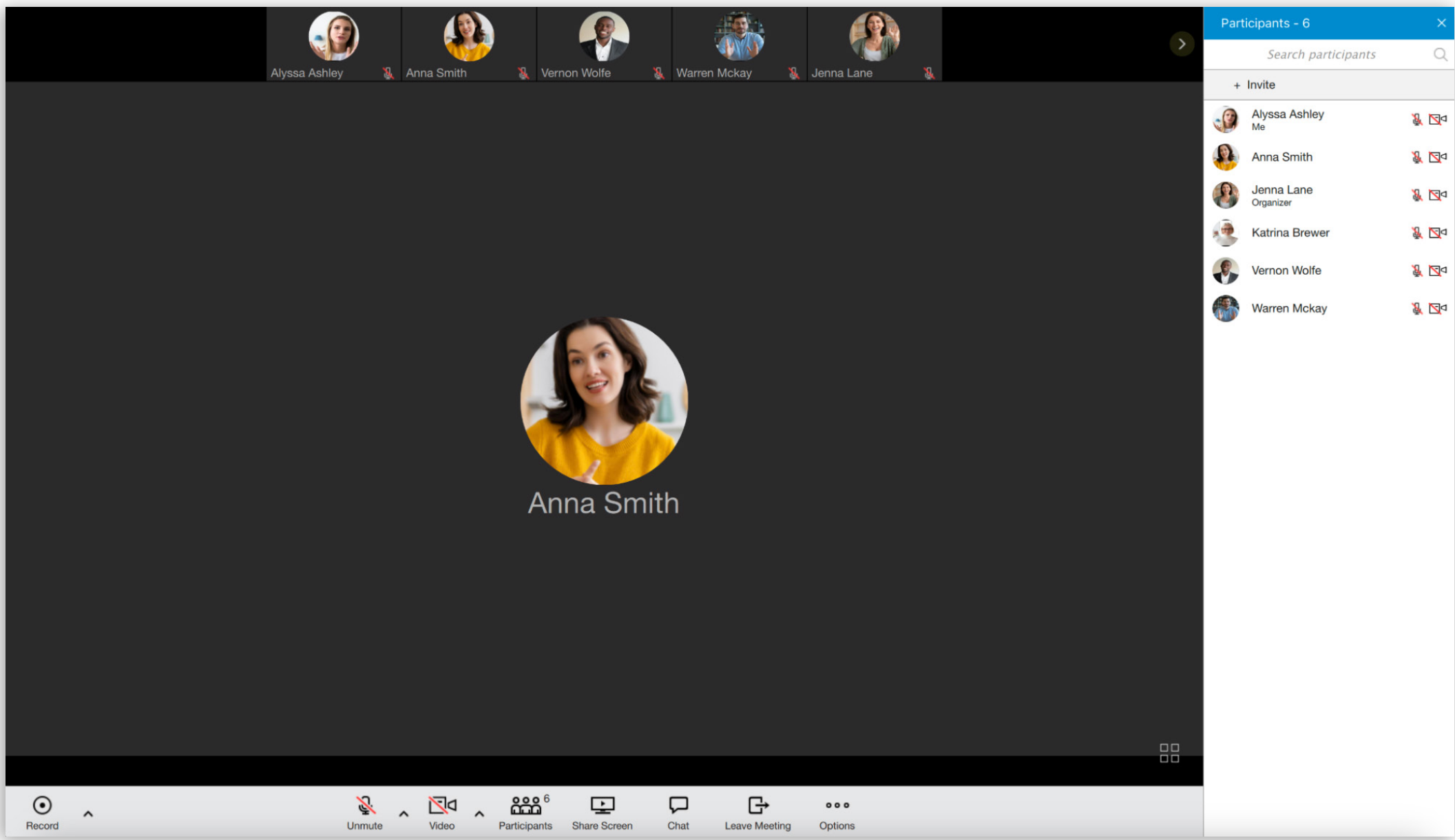
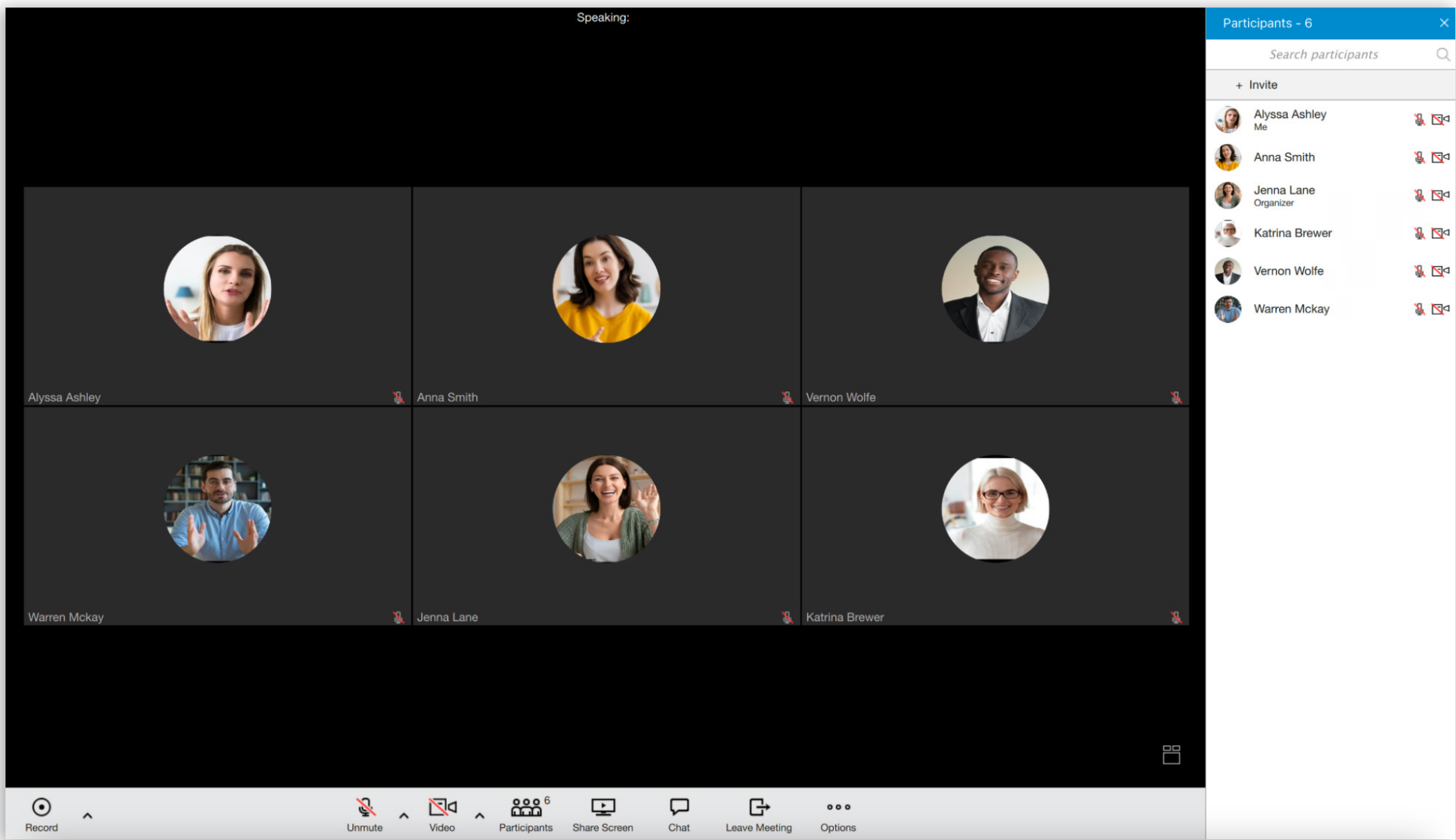
Added images are available/visible whenever the user starts the meeting. The user also has the option to remove these images if they do not need them anymore.

A selected background is saved and is set as the default virtual background for all meetings.

These settings will be used in both presenter and viewer modes.

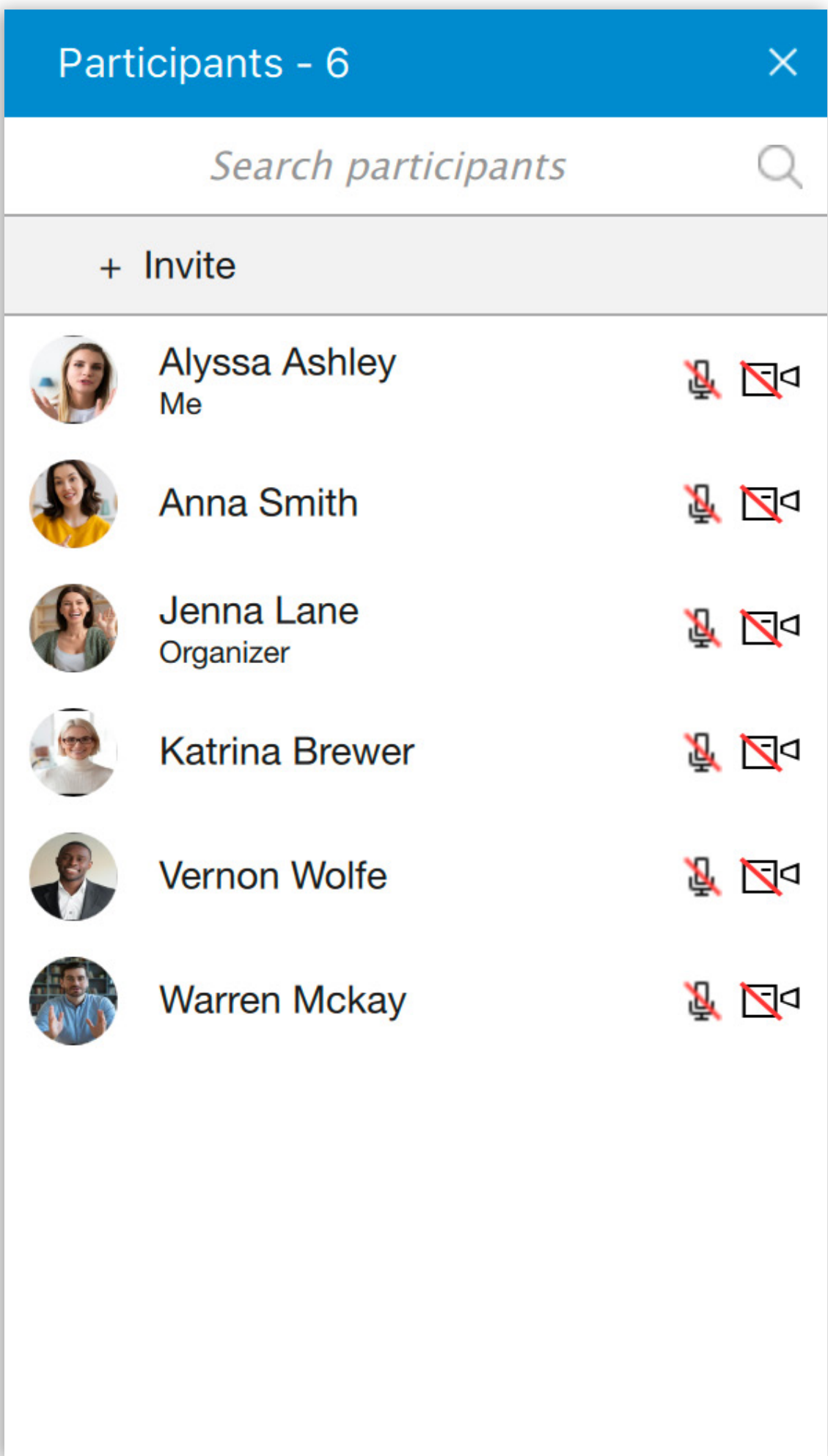
# Use avatars for video participants' backgrounds when the video is disabled

During the meeting, for users with disabled videos, gloCOM avatars will be used instead of the video-disabled icons:



These settings are enabled in both presenter and viewer modes.

Avatars will also be used in Participant List and Chat screen:



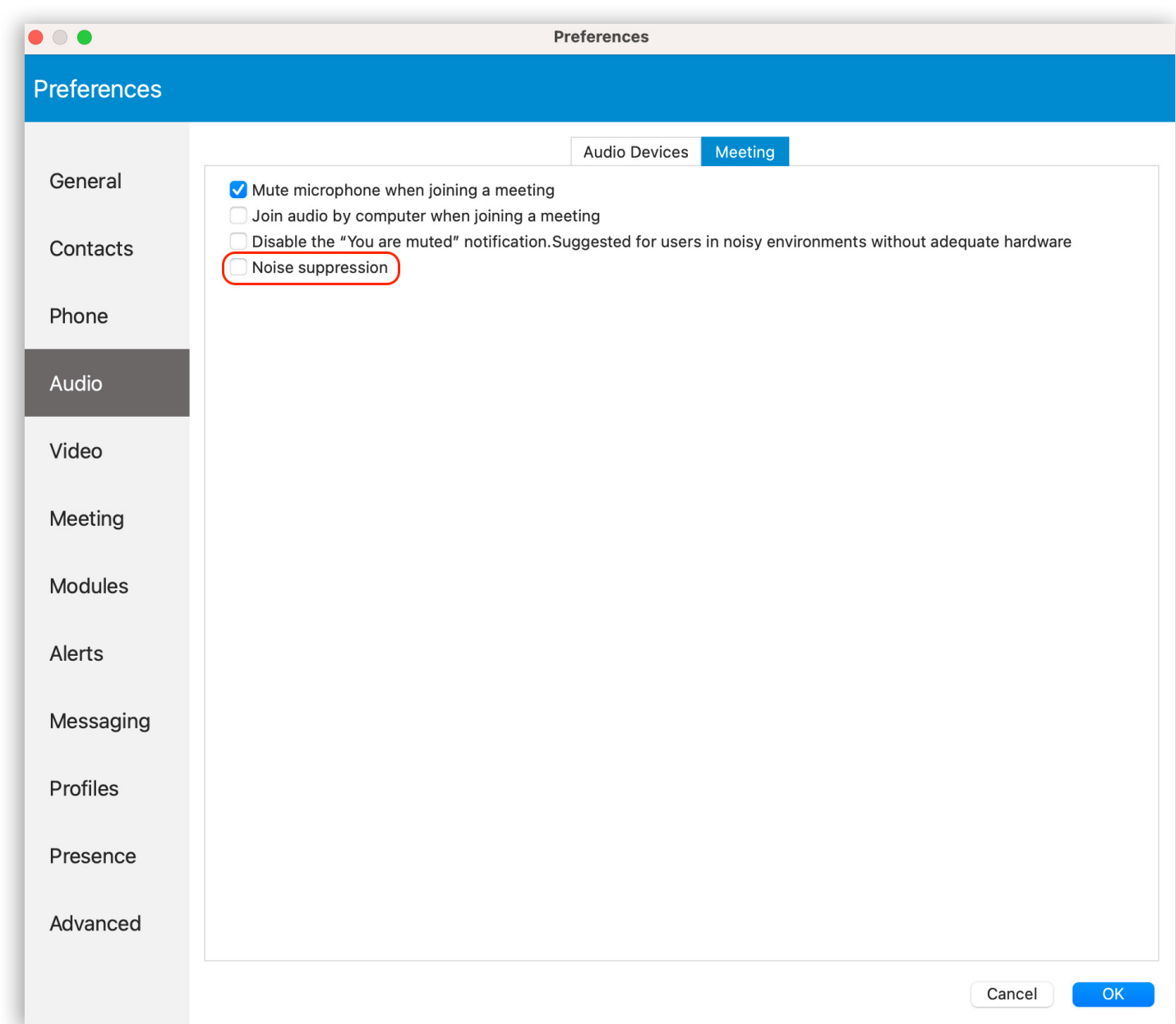


# Implemented noise suppression using the RNNoise library on the Desktop

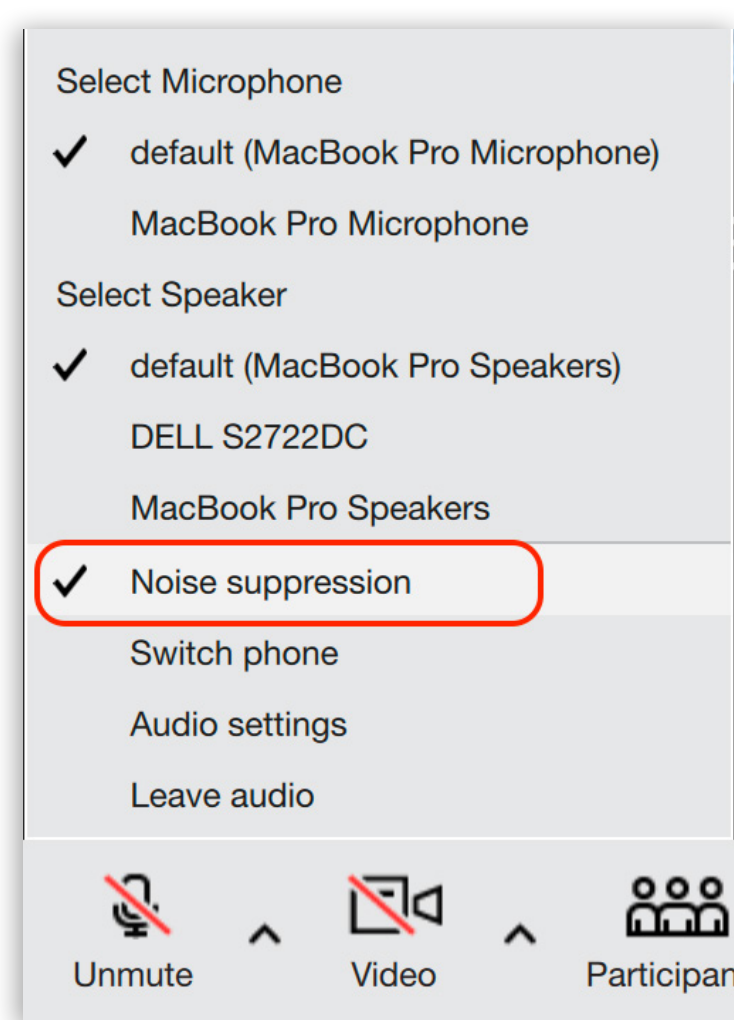
This feature will improve users’ experience with audio in noisy environments. If there is noise during the meeting, this option will significantly reduce or eliminate it.

Users can enable noise suppression in two ways:

- 1.Checking this option in Audio Preferences for the Meeting module.



- 2. After joining a meeting by clicking the Audio arrow > Noise suppression.



# Bug Fixes & Improvements:

## Meeting module

- Resolved an issue with the missing meeting in the list despite having details and the ability to join.
- Fixed an issue with an inaccessible screen-sharing control bar (#16254).
- Addressed the problem with the inability to view duplicate file names in-meeting chat.
- Corrected an issue with persisting Leave Meeting option in the taskbar after the organizer had ended the meeting.
- Resolved an issue with fixed control bar height during screen sharing and inability to move it up.
- Updated meeting module icons.
- Addressed an issue with screen-sharing failing to detect changes in certain screen areas.
- Fixed the frozen screen-sharing issue.
- Enhanced focus on the shared window.
- Fixed an issue when Audio does not join when VPN is turned ON on the desktop app.
- Fixed an issue when the Scheduled meeting is not on the meeting list if the start time is less than the current time.



# CONTACT BICOM SYSTEMS TODAY

to find out more about our services

## **Bicom Systems (USA)**

2719 Hollywood Blvd  
B-128  
Hollywood, Florida  
33020-4821  
United States

Tel: +1 (954) 278 8470

Tel: +1 (619) 760 7777

Fax: +1 (954) 278 8471

## **Bicom Systems (CAN)**

Hilyard Place  
B-125  
Saint John, New Brunswick  
E2K 1J5  
Canada

Tel: +1 (647) 313 1515

Tel: +1 (506) 635 1135

## **Bicom Systems (UK)**

Unit 5 Rockware BC  
5 Rockware Avenue  
Greenford  
UB6 0AA  
United Kingdom

Tel: +44 (0) 20 33 99 88 00

## **Bicom Systems (FRA) c/o FONIA**

Zac du Golf  
15 Impasse Oihana  
64200 BASSUSSARRY

Tel: +33 (0)5 64 115 115

Email: [contact@fonia.fr](mailto:contact@fonia.fr)

## **Bicom Systems (ITA)**

Via Marie Curie 3  
50051 Castelfiorentino  
Firenze  
Italy

Tel: +39 0571 1661119

Email: [sales@bicomsystems.it](mailto:sales@bicomsystems.it)

## **Bicom Systems (RSA)**


12 Houtkapper Street  
Magaliessig  
2067  
South Africa

Tel: +27 (10) 0011390

email: [sales@bicomsystems.com](mailto:sales@bicomsystems.com)

## Follow us

**bicom**  
S Y S T E M S



Copyright Bicom Systems 2023